



RES GESTAE SOCIMI, S.A. (previously ECBATANA, S.L.)

Financial statements for the 2020 year-end (as of 31 December 2020)

Profit & Loss

Company

ECBA

ECBATANA S.L.

Date: 03-03-21

Conditions

PERIOD: 01-01-20 / 31-12-20

Sage SP ContaPlus

Page: 1

REVENUES

A) Continuing Operations

5. Other operating revenue

a) Ancillary and other current operating revenue

13. Other results

EXPENSES

A) Continuing Operations

3. Personnel costs

a) Salaries, wages, and payroll

b) Social contributions

7. Other expenses

a) Externalized services

(i) Repairs and maintenance

(ii) Independent professional services

(iii) Supplies

(iv) Other expenses

b) Tributes

A.1) OPERATING RESULT (1 + 2 + 3 + 4 + 5 + 6 + 7 + 8 + 9 + 10 + 11 + 12 + 13)

A.3) RESULT BEFORE TAX (A.1 + A.2)

A.4) PROFIT FOR THE YEAR FROM CONTINUING OPERATIONS (A.3 + 20)

A.5) RESULT FOR THE PERIOD (A.4 + 21)

| | |
|--------------|--------------------|
| EJERCICIO 20 | 424,928.0 |
| | 424,928.0 |
| | 424,757.4 |
| | 424,757.4 |
| | 170,6 |
| | (152,967.6) |
| | (152,967.6) |
| | (40,557.6) |
| | (30,605.1) |
| | (9,952.5) |
| | (100,247.6) |
| | (76,661.5) |
| | (4,494.1) |
| | (68,116,6) |
| | (3,586.4) |
| | (464.4) |
| | (23,586.1) |
| | 278,210.4 |
| | 278,210.4 |
| | 271,960.4 |
| | 271,960.4 |

Balance sheet

Company
ECBA
ECBATANA S.L.
09/03/2021
Conditions
PERIOD: 01-01-20 / 31-12-20
Sage SP ContaPlus
Page: 1
ASSET

A) NON-CURRENT ASSETS

| | EJERCICIO 20 |
|--|-------------------|
| II. Investment property | 12,315,039,72 |
| 1. Land and buildings | 12,044,300.12 |
| 210. Land and natural resources | 12,050,000.0 |
| 2. Technical installations and other tangible fixed assets | 12,050,000.0 |
| 216. Movable assets | 8,500.0 |
| V. Non-Current Investments | 8,500.0 |
| 5. Other financial assets | 262,452.1 |
| 260. Guarantee deposits paid | 262,452.1 |
| III. Commercial debtors and other trade receivables | 2,054,878,3 |
| 1. Customer receivables for sales and services | 27,637.5 |
| 430. Customers | 27,637.5 |
| VII. Cash and bank balances | 27,637.5 |
| 1. Cash | 2,027,240.8 |
| 572. Banks and credit institutions | 2,027,240.8 |
| TOTAL ASSETS (A+B) | 14,369,918 |

B) CURRENT ASSETS

TOTAL ASSETS (A+B)



Balance sheet

Company
ECBA
ECBATANA S.L.
Date: 09/03/2021
Conditions
PERIOD: 01-01-20 / 31-12-20
Sage SP ContaPlus
Page: 2

EQUITY AND LIABILITIES

| | EJERCICIO 20 |
|--|--------------|
| A) EQUITY | |
| A-1) Equity | |
| I. Share capital | 12,300,434.4 |
| 1. Registered share capital | 12,300,434.4 |
| 100. Share capital | 6,026,000.0 |
| II. Issue premium | 6,026,000.0 |
| 110. Issue or assumption premium | 6,026,000.0 |
| III. Reserves | (10,526.0) |
| 2. Other Reserves | (10,526.0) |
| 113. Voluntary reserves | (10,526.0) |
| VII. Result for the period | 271,960.4 |
| 129. Result for the period | 271,960.4 |
| II. Long-term debt | 301,853.3 |
| 5. Other liabilities | 301,853.3 |
| 180. Guarantee deposits received long-term | 301,853.3 |
| III. Short-terms debt | 1,754,630.3 |
| 5. Other financial liabilities | 60,896.1 |
| | 60,896.1 |




B) NON-CURRENT LIABILITIES

C) CURRENT LIABILITIES



| | |
|---|--------------------|
| 551. Accounts with shareholders and directors | 60,896.1 |
| V. Trade and other accounts payable | 93,734.2 |
| 3. Other payables | 10,466.5 |
| 410. Accounts payable to service providers | 10,466.5 |
| 4. Personnel (compensation payable) | 3,604.7 |
| 465. Pending personnel expenses | 3,604.7 |
| 6. Other debts with Public Administrations | 73,413.0 |
| 4750. Public Treasury, creditor for VAT | 65,473.6 |
| 4753. Public Treasury professional retentions | 2,449.1 |
| 4755. Public Treasury employees' retentions | 2,165.6 |
| 476. Social Security bodies, creditors | 3,324.8 |
| VI. Short-terms accruals | 1,600,000.0 |
| 485. Anticipated revenues | 1,600,000.0 |
| | 14,369,918 |

TOTAL EQUITY AND LIABILITIES

Profit & Loss

Company

ECBA

ECBATANA S.L.

Date: 03-03-21

Conditions

PERIOD: 01-01-20 / 31-12-20

Sage SP ContaPlus

Page: 1

REVENUES

A) Continuing Operations

5. Other operating revenue

a) Ancillary and other current operating revenue

13. Other results

EXPENSES

A) Continuing Operations

3. Personnel costs

a) Salaries, wages, and payroll

b) Social contributions

7. Other expenses

a) Externalized services

(i) Repairs and maintenance

(ii) Independent professional services

(iii) Supplies

(iv) Other expenses

b) Tributes

A.1) OPERATING RESULT (1 + 2 + 3 + 4 + 5 + 6 + 7 + 8 + 9 + 10 + 11 + 12 + 13)

A.3) RESULT BEFORE TAX (A.1 + A.2)

A.4) PROFIT FOR THE YEAR FROM CONTINUING OPERATIONS (A.3 + 20)

A.5) RESULT FOR THE PERIOD (A.4 + 21)

| | |
|--------------|--|
| EJERCICIO 20 | |
| 424,928.0 | |
| 424,928.0 | |
| 424,757.4 | |
| 424,757.4 | |
| 170,6 | |
| (152,967.6) | |
| (152,967.6) | |
| (40,557.6) | |
| (30,605.1) | |
| (9,952.5) | |
| (100,247.6) | |
| (76,661.5) | |
| (4,494.1) | |
| (68,116.6) | |
| (3,586.4) | |
| (464.4) | |
| (23,586.1) | |
| 278,210.4 | |
| 278,210.4 | |
| 271,960.4 | |
| 271,960.4 | |